

NY.HGM.ZZZ.02

 Sample ID: SA-241209-53236
 Batch: NY.HGM.ZZZ.02
 Type: Finished Product - Ingestible
 Matrix: Edible - Gummy
 Unit Mass (g): 2.96105

 Received: 12/09/2024
 Completed: 12/12/2024

Client
 GTI - Core Growth
 85 John Hicks Drive
 Warwick, NY 10990
 USA

Summary

Test	Date Tested	Status
Cannabinoids	12/11/2024	Tested
Foreign Matter	12/11/2024	Tested
Heavy Metals	12/11/2024	Tested
Microbials	12/11/2024	Tested
Mycotoxins	12/12/2024	Tested
Pesticides	12/12/2024	Tested
Residual Solvents	12/11/2024	Tested
Terpenes	12/12/2024	Tested

0.301 % Total Δ9-THC	0.301 % Δ9-THC	0.370 % Total Cannabinoids	Not Tested Moisture Content	Not Detected Foreign Matter	Yes Internal Standard Normalization
--------------------------------	--------------------------	--------------------------------------	---------------------------------------	---------------------------------------	---

Cannabinoids by HPLC-PDA

Analyte	LOD (%)	LOQ (%)	Result (%)	Result (mg/unit)
CBC	0.00095	0.00284	0.00387	0.115
CBCA	0.00181	0.00543	ND	ND
CBCV	0.0006	0.0018	ND	ND
CBD	0.00081	0.00242	<LOQ	<LOQ
CBDA	0.00043	0.0013	ND	ND
CBDV	0.00061	0.00182	ND	ND
CBDVA	0.00021	0.00063	ND	ND
CBG	0.00057	0.00172	0.00581	0.172
CBGA	0.00049	0.00147	ND	ND
CBL	0.00112	0.00335	ND	ND
CBLA	0.00124	0.00371	ND	ND
CBN	0.00056	0.00169	0.0562	1.66
CBNA	0.0006	0.00181	ND	ND
CBT	0.0018	0.0054	ND	ND
Δ8-THC	0.00104	0.00312	ND	ND
Δ9-THC	0.00076	0.00227	0.301	8.90
Δ9-THCA	0.00084	0.00251	ND	ND
Δ9-THCV	0.00069	0.00206	0.00322	0.0953
Δ9-THCVA	0.00062	0.00186	ND	ND
Total Δ9-THC			0.301	8.90
Total			0.370	10.9

ND = Not Detected; NT = Not Tested; LOD = Limit of Detection; LOQ = Limit of Quantitation; RL = Reporting Limit; Δ = Delta; Total Δ9-THC = Δ9-THCA * 0.877 + Δ9-THC; Total CBD = CBDA * 0.877 + CBD;



 Generated By: Ryan Bellone
 CCO
 Date: 12/12/2024



 Tested By: Kelsey Rogers
 Scientist
 Date: 12/11/2024

 ISO/IEC 17025:2017 Accredited
 Accreditation #108651


NY.HGM.ZZZ.02

 Sample ID: SA-241209-53236
 Batch: NY.HGM.ZZZ.02
 Type: Finished Product - Ingestible
 Matrix: Edible - Gummy
 Unit Mass (g): 2.96105



 Received: 12/09/2024
 Completed: 12/12/2024

Client
 GTI - Core Growth
 85 John Hicks Drive
 Warwick, NY 10990
 USA

Terpenes by GC-MS

Analyte	LOD (%)	LOQ (%)	Result (%)	Analyte	LOD (%)	LOQ (%)	Result (%)
α-Bisabolol	0.0002	0.001	ND	Limonene	0.0002	0.001	ND
(+)-Borneol	0.0002	0.001	ND	Linalool	0.0002	0.001	0.00272
Camphene	0.0002	0.001	ND	β-myrcene	0.0002	0.001	ND
Camphor	0.0004	0.002	ND	Nerol	0.0002	0.001	ND
3-Carene	0.0002	0.001	ND	cis-Nerolidol	0.0002	0.001	ND
β-Caryophyllene	0.0002	0.001	ND	trans-Nerolidol	0.0002	0.001	ND
Caryophyllene Oxide	0.0002	0.001	ND	Ocimene	0.0002	0.001	ND
α-Cedrene	0.0002	0.001	ND	α-Phellandrene	0.0002	0.001	ND
Cedrol	0.0002	0.001	ND	α-Pinene	0.0002	0.001	ND
Eucalyptol	0.0002	0.001	ND	β-Pinene	0.0002	0.001	ND
Fenchone	0.0004	0.002	ND	Pulegone	0.0002	0.001	ND
Fenchyl Alcohol	0.0002	0.001	ND	Sabinene	0.0002	0.001	ND
Geraniol	0.0002	0.001	ND	Sabinene Hydrate	0.0002	0.001	ND
Geranyl Acetate	0.0002	0.001	ND	α-Terpinene	0.0002	0.001	ND
Guaiol	0.0002	0.001	ND	γ-Terpinene	0.0002	0.001	ND
Hexahydrothymol	0.0002	0.001	ND	α-Terpineol	0.0001	0.0005	ND
α-Humulene	0.0002	0.001	ND	γ-Terpineol	0.0001	0.0005	ND
Isoborneol	0.0002	0.001	ND	Terpinolene	0.0002	0.001	ND
Isopulegol	0.0002	0.001	ND	Valencene	0.0002	0.001	ND
				Total Terpenes (%)			0.00272

ND = Not Detected; NT = Not Tested; LOD = Limit of Detection; LOQ = Limit of Quantitation; P = Pass; F = Fail; RL = Reporting Limit; Values over action limits may be estimates




 Generated By: Ryan Bellone
 CCO
 Date: 12/12/2024



 Tested By: Jasper van Heemst
 Principal Scientist
 Date: 12/12/2024


NY.HGM.ZZZ.02

 Sample ID: SA-241209-53236
 Batch: NY.HGM.ZZZ.02
 Type: Finished Product - Ingestible
 Matrix: Edible - Gummy
 Unit Mass (g): 2.96105

 Received: 12/09/2024
 Completed: 12/12/2024

Client
 GTI - Core Growth
 85 John Hicks Drive
 Warwick, NY 10990
 USA


Heavy Metals by ICP-MS

Analyte	LOD (ppm)	LOQ (ppm)	Result (ppm)
Arsenic	0.002	0.02	ND
Cadmium	0.001	0.02	ND
Lead	0.002	0.02	ND
Mercury	0.012	0.05	ND

ND = Not Detected; NT = Not Tested; LOD = Limit of Detection; LOQ = Limit of Quantitation; P = Pass; F = Fail; RL = Reporting Limit; Values over action limits may be estimates



 Generated By: Ryan Bellone
 CCO
 Date: 12/12/2024



 Tested By: Chris Farman
 Scientist
 Date: 12/11/2024


NY.HGM.ZZZ.02

 Sample ID: SA-241209-53236
 Batch: NY.HGM.ZZZ.02
 Type: Finished Product - Ingestible
 Matrix: Edible - Gummy
 Unit Mass (g): 2.96105

 Received: 12/09/2024
 Completed: 12/12/2024

Client
 GTI - Core Growth
 85 John Hicks Drive
 Warwick, NY 10990
 USA

Pesticides by LC-MS/MS

Analyte	LOD (ppb)	LOQ (ppb)	Result (ppb)	Analyte	LOD (ppb)	LOQ (ppb)	Result (ppb)
Abamectin	30	100	ND	Hexythiazox	30	100	ND
Acephate	30	100	ND	Imazalil	30	100	ND
Acetamiprid	30	100	ND	Imidacloprid	30	100	ND
Aldicarb	30	100	ND	Kresoxim methyl	30	100	ND
Azoxystrobin	30	100	ND	Malathion	30	100	ND
Bifenazate	30	100	ND	Metalaxyl	30	100	ND
Bifenthrin	30	100	ND	Methiocarb	30	100	ND
Boscalid	30	100	ND	Methomyl	30	100	ND
Carbaryl	30	100	ND	Mevinphos	30	100	ND
Carbofuran	30	100	ND	Myclobutanil	30	100	ND
Chloranthraniliprole	30	100	ND	Naled	30	100	ND
Chlorfenapyr	30	100	ND	Oxamyl	30	100	ND
Chlorpyrifos	30	100	ND	Paclobutrazol	30	100	ND
Clofentezine	30	100	ND	Permethrin	30	100	ND
Coumaphos	30	100	ND	Phosmet	30	100	ND
Cypermethrin	30	100	ND	Piperonyl Butoxide	30	100	ND
Diazinon	30	100	ND	Prallethrin	30	100	ND
Dichlorvos	30	100	ND	Propiconazole	30	100	ND
Dimethoate	30	100	ND	Propoxur	30	100	ND
Dimethomorph	30	100	ND	Pyrethrins	30	100	ND
Ethoprophos	30	100	ND	Pyridaben	30	100	ND
Etofenprox	30	100	ND	Spinetoram	30	100	ND
Etoxazole	30	100	ND	Spinosad	30	100	ND
Fenhexamid	30	100	ND	Spiromesifen	30	100	ND
Fenoxycarb	30	100	ND	Spirotetramat	30	100	ND
Fenpyroximate	30	100	ND	Spiroxamine	30	100	ND
Fipronil	30	100	ND	Tebuconazole	30	100	ND
Fonicamid	30	100	ND	Thiacloprid	30	100	ND
Fludioxonil	30	100	ND	Thiamethoxam	30	100	ND
				Trifloxystrobin	30	100	ND

ND = Not Detected; NT = Not Tested; LOD = Limit of Detection; LOQ = Limit of Quantitation; P = Pass; F = Fail; RL = Reporting Limit; Values over action limits may be estimates



 Generated By: Ryan Bellone
 CCO
 Date: 12/12/2024



 Tested By: Anthony Mattingly
 Scientist
 Date: 12/12/2024


NY.HGM.ZZZ.02

Sample ID: SA-241209-53236
 Batch: NY.HGM.ZZZ.02
 Type: Finished Product - Ingestible
 Matrix: Edible - Gummy
 Unit Mass (g): 2.96105

Received: 12/09/2024
 Completed: 12/12/2024

Client
 GTI - Core Growth
 85 John Hicks Drive
 Warwick, NY 10990
 USA

Mycotoxins by LC-MS/MS

Analyte	LOD (ppb)	LOQ (ppb)	Result (ppb)
B1	1	5	ND
B2	1	5	ND
G1	1	5	ND
G2	1	5	ND
Ochratoxin A	1	5	ND

ND = Not Detected; NT = Not Tested; LOD = Limit of Detection; LOQ = Limit of Quantitation; P = Pass; F = Fail; RL = Reporting Limit; Values over action limits may be estimates



Generated By: Ryan Bellone
 CCO
 Date: 12/12/2024



Tested By: Anthony Mattingly
 Scientist
 Date: 12/12/2024



NY.HGM.ZZZ.02

Sample ID: SA-241209-53236
 Batch: NY.HGM.ZZZ.02
 Type: Finished Product - Ingestible
 Matrix: Edible - Gummy
 Unit Mass (g): 2.96105

Received: 12/09/2024
 Completed: 12/12/2024

Client
 GTI - Core Growth
 85 John Hicks Drive
 Warwick, NY 10990
 USA

Microbials by PCR and Plating

Analyte	LOD (CFU/g)	Result (CFU/g)	Result (Qualitative)
Total aerobic count	10	ND	
Total coliforms	10	ND	
Generic E. coli	10	ND	
Salmonella spp.	1		Not Detected per 1 gram
Shiga-toxin producing E. coli (STEC)	1		Not Detected per 1 gram

ND = Not Detected; NT = Not Tested; LOD = Limit of Detection; LOQ = Limit of Quantitation; CFU = Colony Forming Units; P = Pass; F = Fail; RL = Reporting Limit



Generated By: Ryan Bellone
 CCO
 Date: 12/12/2024



Tested By: Natalia Wright
 Laboratory Technician
 Date: 12/11/2024



NY.HGM.ZZZ.02

 Sample ID: SA-241209-53236
 Batch: NY.HGM.ZZZ.02
 Type: Finished Product - Ingestible
 Matrix: Edible - Gummy
 Unit Mass (g): 2.96105

 Received: 12/09/2024
 Completed: 12/12/2024

Client
 GTI - Core Growth
 85 John Hicks Drive
 Warwick, NY 10990
 USA


Residual Solvents by HS-GC-MS

Analyte	LOD (ppm)	LOQ (ppm)	Result (ppm)	Analyte	LOD (ppm)	LOQ (ppm)	Result (ppm)
Acetone	167	500	ND	Ethylene Oxide	0.5	1	ND
Acetonitrile	14	41	ND	Heptane	167	500	ND
Benzene	0.5	1	ND	n-Hexane	10	29	ND
Butane	167	500	ND	Isobutane	167	500	ND
1-Butanol	167	500	ND	Isopropyl Acetate	167	500	ND
2-Butanol	167	500	ND	Isopropyl Alcohol	167	500	ND
2-Butanone	167	500	ND	Isopropylbenzene	167	500	ND
Chloroform	2	6	ND	Methanol	100	300	ND
Cyclohexane	129	388	ND	2-Methylbutane	10	29	ND
1,2-Dichloroethane	0.5	1	ND	Methylene Chloride	20	60	ND
1,2-Dimethoxyethane	4	10	ND	2-Methylpentane	10	29	ND
Dimethyl Sulfoxide	167	500	ND	3-Methylpentane	10	29	ND
N,N-Dimethylacetamide	37	109	ND	n-Pentane	167	500	ND
2,2-Dimethylbutane	10	29	ND	1-Pentanol	167	500	ND
2,3-Dimethylbutane	10	29	ND	n-Propane	167	500	ND
N,N-Dimethylformamide	30	88	ND	1-Propanol	167	500	ND
2,2-Dimethylpropane	167	500	ND	Pyridine	7	20	ND
1,4-Dioxane	13	38	ND	Tetrahydrofuran	24	72	ND
Ethanol	167	500	ND	Toluene	30	89	ND
2-Ethoxyethanol	6	16	ND	Trichloroethylene	3	8	ND
Ethyl Acetate	167	500	ND	Xylenes (o-, m-, and p-)	73	217	ND
Ethyl Ether	167	500	ND				
Ethylbenzene	3	7	ND				

ND = Not Detected; NT = Not Tested; LOD = Limit of Detection; LOQ = Limit of Quantitation; P = Pass; F = Fail; RL = Reporting Limit; Values over action limits may be estimates



 Generated By: Ryan Bellone
 CCO
 Date: 12/12/2024



 Tested By: Kelsey Rogers
 Scientist
 Date: 12/11/2024
